


ADDAC306

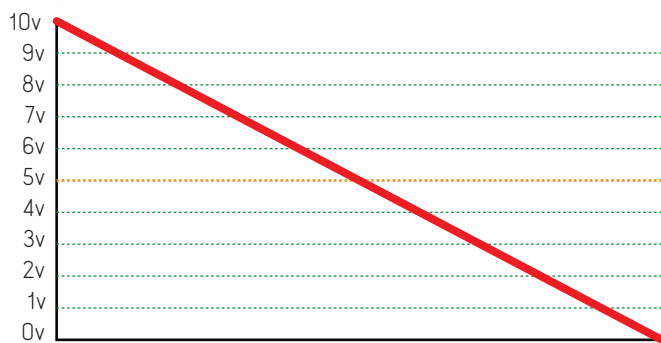
VC Transitions SETTINGS EXAMPLE

Revision.01 January, 2019




Channel 1

Jumper: 5v
Minimum: 0v
Span: 5v
Direction: Min > Max
Motion A > B: 0v to 5v




Channel 2

Jumper: 10v
Minimum: 0v
Span: 10v
Direction: Max > Min
Motion A > B: 10v to 0v




Channel 3

Jumper: 5v
Minimum: 2v
Span: 4v
Direction: Min > Max
Motion A > B: 2v to 6v



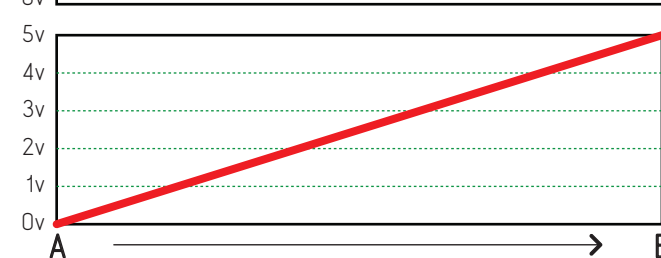
Channel 4

Jumper: 5v
Minimum: 2v
Span: 2v
Direction: Max > Min
Motion A > B: 4v to 2v



Channel 5

Jumper: 5v
Minimum: 1v
Span: 2v
Direction: Min > Max
Motion A > B: 1v to 3v



A → B

SLIDER MOTION